

To sign into G Suite, and use Google Apps:

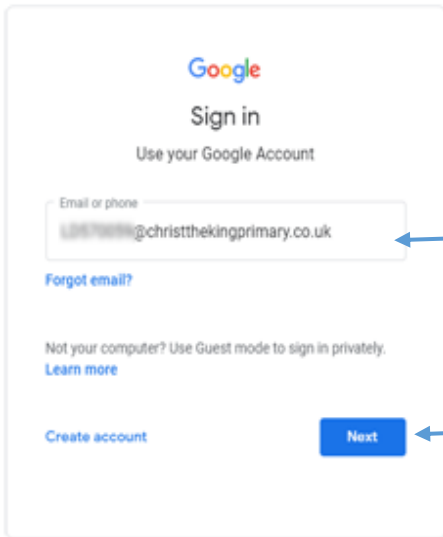
Gmail Images  [Sign in](#)

Click on Sign



[Google Search](#) [I'm Feeling Lucky](#)

Coronavirus: How Google is helping people



Google
Sign in
Use your Google Account

Email or phone

[Forgot email?](#)

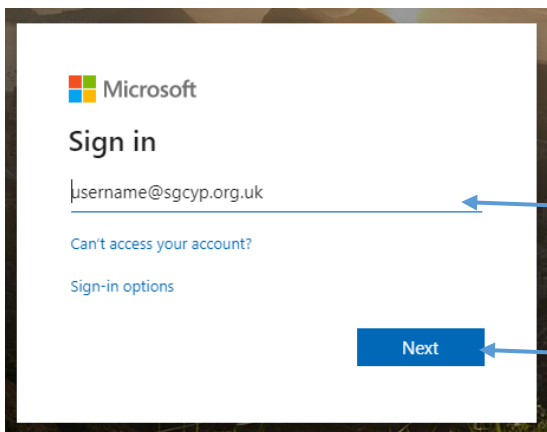
Not your computer? Use Guest mode to sign in privately.
[Learn more](#)

[Create account](#) [Next](#)

Enter your email address

Click on Next

English (United States) [Help](#) [Privacy](#) [Terms](#)



Microsoft
Sign in

[Can't access your account?](#)

[Sign-in options](#)

[Next](#)

Enter your username, the same as you use to log into the computer network, followed by: @sgcyp.org.uk

Click Next

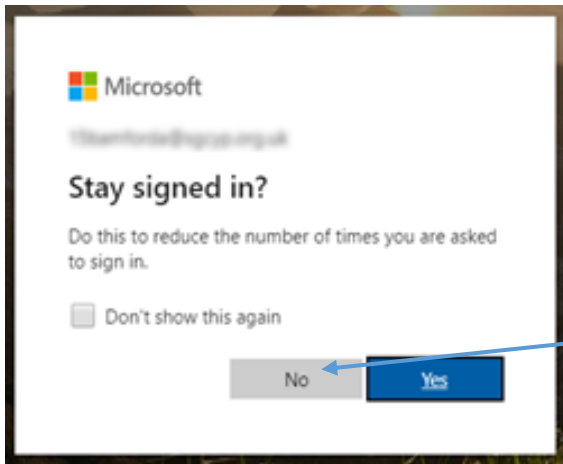
integra. schools

Welcome to Integra Schools. Please login below (You may need to append "@sgcyp.org.uk" to your username)

Sign in

Enter your Password, the same as you use to log into the computer network.

Click Sign in



Click on No



Welcome to your new account

Welcome to your new account: Id570059@crossways.org.uk. Your account is compatible with many [Google services](#), but your crossways.org.uk administrator decides which services you may access using your account. For tips about using your new account, visit the [Google Help Center](#).

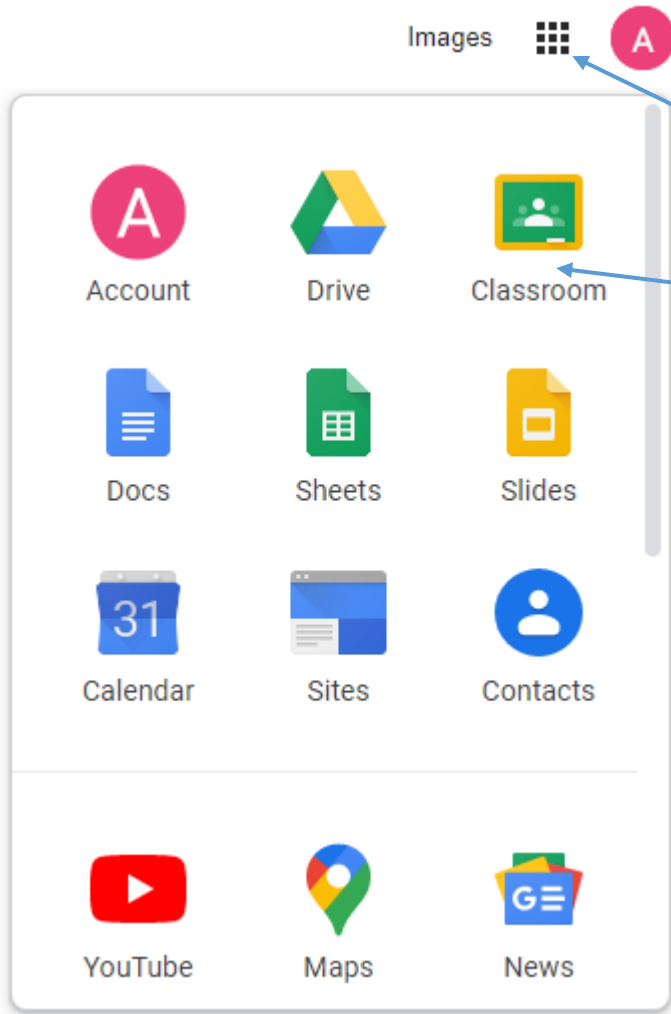
When you use Google services, your domain administrator will have access to your Id570059@crossways.org.uk account information, including any data you store with this account in Google services. You can learn more [here](#), or by consulting your organization's privacy policy, if one exists. You can choose to maintain a separate account for your personal use of any Google services, including email. If you have multiple Google accounts, you can [manage which account you use](#) with Google services and [switch between them](#) whenever you choose. Your username and profile picture can help you ensure that you're using the intended account.

If your organization provides you access to the G Suite [core services](#), your use of those services is governed by your organization's G Suite agreement. Any other Google services your administrator enables ("Additional Services") are available to you under the [Google Terms of Service](#) and the [Google Privacy Policy](#). Certain Additional Services may also have [service-specific terms](#). Your use of any services your administrator allows you to access constitutes acceptance of applicable service-specific terms.

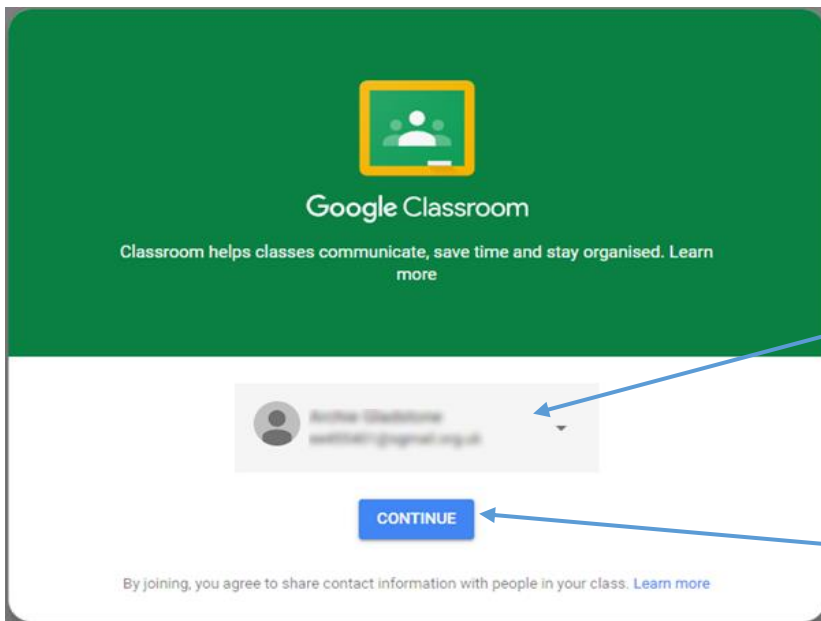
Click "Accept" below to indicate that you understand this description of how your Id570059@crossways.org.uk account works and agree to the [Google Terms of Service](#) and the [Google Privacy Policy](#).

Accept

Finally, Click on Accept.

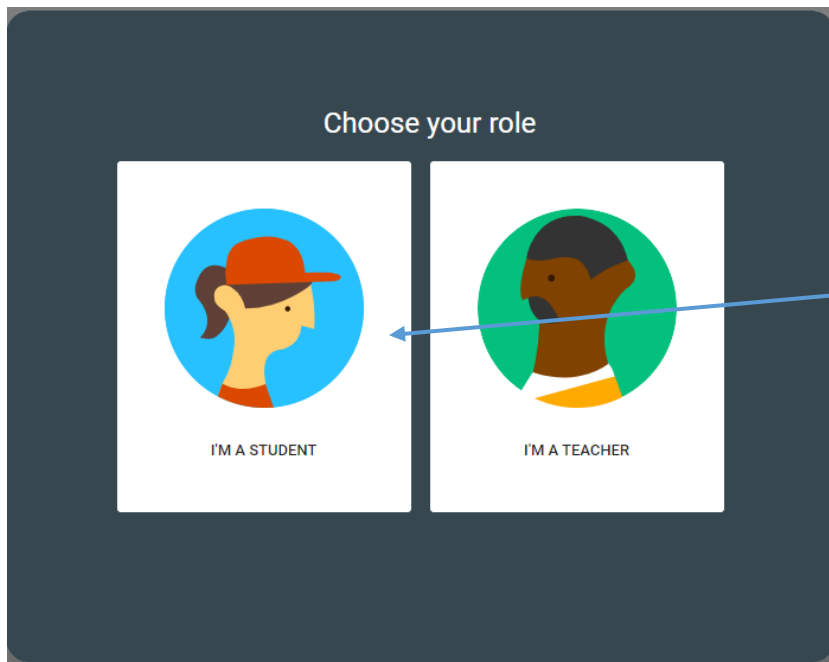


Click on the square blocks which will reveal some apps...Click on Google Classroom.

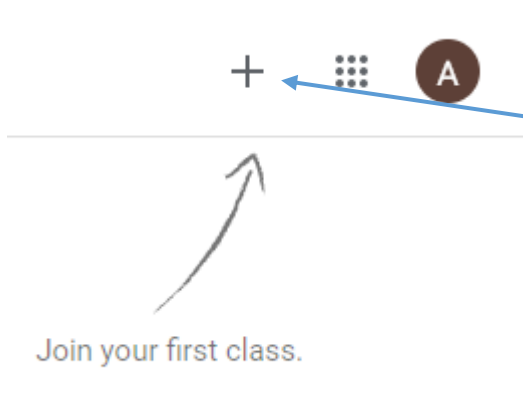


Check to make sure that the name listed is the one you logged in with.

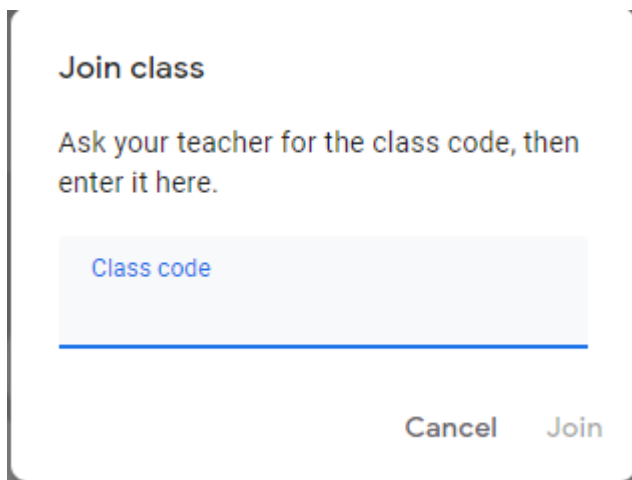
Click on Continue.



Click on the "I'm A Student" icon



Click on + sign to "Join a class"



Type in the Class Code that has been provided by your teacher, and click Join.

You are now connected to the classroom.